



# 17

## FLYFISHER



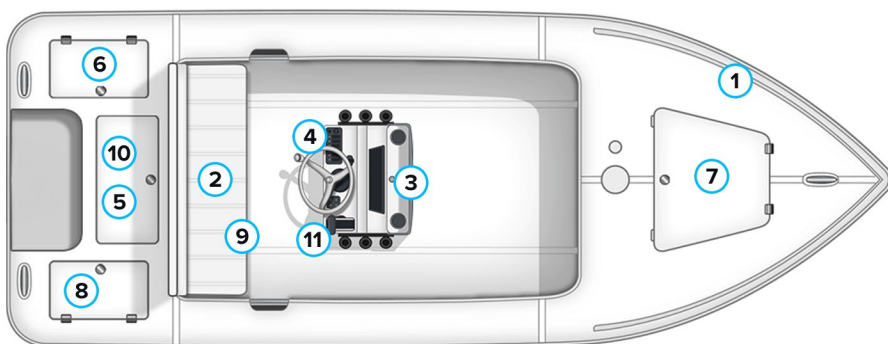


### SPECIFICATIONS:

Centerline Length :	17' 2"
Beam :	87"
Hull Draft :	7"- 9"
Cockpit Size :	92" x 59"
Maximum Power :	140 HP
Transom Height :	20"
Fuel Capacity :	28 Gal
Gunwale Width :	13"
Deadrise :	17"
Capacity :	6 People

### STANDARD FEATURES:

- Non-Skid – Low Profile Diamond Pattern
- Rod Racks – Under Gunwales
- Bilge Pump, Automatic, 1,100 gph
- Fuel Tank – Alum. 0.125", Coated
- Raw Water Washdown – Optional
- Hatch Systems – Sealed
- Stainless Steel Friction Hinges
- Livewell w/ Lighting & Pump
- Cockpit – Self Draining
- Engine Well – Self Draining
- Cored Hatches, Deck, & Liner
- Updated Motor Well Bilge Access Hatch
- Stainless Steel Pull-Up Cleats
- Bow & Transom Eyes – Stainless Steel
- Trim Tabs w/ Indicator
- Navigation Lights
- Recessed Deck Hardware
- Transom – Composite
- Toe-Rail Around Foredeck
- Stringers – Fiberglass Foam Injected
- Foam Chambers – Between Hull & Liner
- Heavy Duty Resilient Perimeter Rubrail
- Stainless Steel Prop
- 10-Year Limited Structural Hull Warranty
- Steering Wheel – Stainless Steel
- Fire Extinguisher
- Trim Tabs w/ Indicator
- Helm Switch Panel w/ Circuit Breakers
- Console Windshield w/ Grab Bar
- Dual Battery Switch
- 12-Volt USB Port



### HULL STYLE

1. Modified "V" w/ exclusive Qui-Dry® Hull w/ Pocket-Drive

### HELM SEATING

2. Bench Seating w/ Flip-Down Backrest

### CONSOLE

3. Updated Center Console Redesigned for Flush-Mount Multi-Function Displays
4. Hydraulic Steering System w/ Tilt Steering Wheel

### LIVEWELLS

5. Center Aft-Deck – 32 gal
6. Port Aft-Deck – 26 gal – Optional

### STORAGE

7. Bow Anchor/Storage Area
8. Starboard Aft-Deck Storage Area
9. Below Bench Seat Storage Area
10. Storage in Center Console